
2001 KHSAA




BOYS' SWEET 16®

State Basketball Tournament

March 14-17

Rupp Arena • Lexington



Final Game Stats
Wed., March 14 • Session 1 • Game 1
Highlands Bluebirds
vs.
Russellville Panthers

the
GREATEST
SHOW

in

hoops!

KHSAA Basketball - Game Box Score Highlands Bluebirds vs. Russellville Panthers

Date: 03/14/2001 Time: 1:00 pm Site: KHSAA Boys' Sweet 16-Rupp Arena Attendance: Unknown

Visitors: Russellville Panthers

##	Name	P	FG	3 Pt	FT	PTS	ORB	DRB	TR	PF	AST	TO	BS	ST	MIN
21	* Maurice Hampton		8/16	1/1	2/2	19	3	4	7	1	2	4	0	2	31:17
22	* Nathan Thompson		3/12	0/2	4/4	10	3	1	4	2	1	0	0	0	26:54
30	* Tecco Dickerson		8/15	0/2	1/1	17	2	3	5	3	1	0	0	1	26:49
33	* Roland Dickerson		2/8	1/3	0/0	5	3	4	7	0	4	1	0	0	31:17
34	* Tyree Todd		1/2	0/0	4/7	6	1	3	4	4	0	2	0	2	32:00
4	Khary Neblett		0/0	0/0	0/0	0	0	0	0	0	0	0	0	0	0:43
10	Damien Terry		0/0	0/0	0/0	0	0	0	0	0	0	0	0	0	DNP
11	David Dickerson		0/0	0/0	0/0	0	0	0	0	0	0	0	0	0	0:43
12	Aundre' Evans		0/3	0/2	0/0	0	0	1	1	0	0	0	0	0	5:06
13	Kwesi Neblett		0/0	0/0	0/0	0	0	0	0	0	0	0	0	0	DNP
20	Jeron Smith		0/0	0/0	0/0	0	0	0	0	0	0	0	0	0	DNP
23	Justin Taylor		0/0	0/0	0/0	0	0	0	0	0	0	0	0	0	DNP
25	Wun Kennedy		0/0	0/0	0/0	0	0	0	0	0	0	0	0	0	DNP
31	Adrian Bigbee		1/2	0/0	0/0	2	0	0	0	1	0	0	1	0	5:11
32	John Gonzales		0/0	0/0	0/0	0	0	0	0	0	0	0	0	0	DNP
	Team						3	0	3						
	Totals		23/58	2/10	11/14	59	15	16	31	11	8	7	1	5	160
	Total FG		1st Half		11/36	30.6%	2nd Half		12/22	54.5%	Game	23/58			39.7%
	3 PT FG		1st Half		1/7	14.3%	2nd Half		1/3	33.3%	Game	2/10			20.0%
	Free Throws		1st Half		1/1	100%	2nd Half		10/13	76.9%	Game	11/14			78.6%

Home: Highlands Bluebirds

##	Name	P	FG	3 Pt	FT	PTS	ORB	DRB	TR	PF	AST	TO	BS	ST	MIN
5	* Mylor Rider		1/3	1/3	0/0	3	0	2	2	3	9	4	0	0	31:09
12	* Craig Forbes		5/11	3/7	0/0	13	1	4	5	2	0	1	1	0	31:17
32	* Derrick Moeves		2/5	0/2	0/0	4	1	2	3	2	3	1	0	0	28:12
40	* Gino Guidugli		7/11	0/1	4/6	18	0	5	5	3	1	3	2	1	31:17
45	* Ross Neltner		2/9	0/0	3/4	7	3	7	10	4	0	6	5	2	26:43
3	Kyle Hardin		0/0	0/0	0/0	0	0	0	0	0	0	0	0	0	DNP
4	Jerry Scarfato		0/0	0/0	0/0	0	0	0	0	0	0	0	0	0	DNP
10	Joe Walker		0/0	0/0	0/0	0	0	0	0	0	0	0	0	0	DNP
11	Josh Jager		0/0	0/0	0/0	0	0	0	0	0	0	0	0	0	DNP
14	Kevin Gillies		0/1	0/1	0/0	0	0	0	0	1	0	0	0	0	6:08
20	Jonathan Klifgenberg		0/1	0/1	0/0	0	0	1	1	0	0	0	0	0	0:43
21	Sam Witte		0/0	0/0	0/0	0	0	0	0	0	0	0	0	0	DNP
22	Kevin Miller		0/0	0/0	0/0	0	0	1	1	0	0	1	0	0	3:05
24	Jeff Guidugli		0/0	0/0	0/0	0	0	0	0	0	0	0	0	0	0:43
25	Scott Liggett		0/0	0/0	0/0	0	0	0	0	0	0	0	0	0	0:43
	Team						2	1	3			1			
	Totals		17/41	4/15	7/10	45	7	23	30	15	13	17	8	3	160
	Total FG		1st Half		9/21	42.9%	2nd Half		8/20	40.0%	Game	17/41			41.5%
	3 PT FG		1st Half		2/6	33.3%	2nd Half		2/9	22.2%	Game	4/15			26.7%
	Free Throws		1st Half		4/6	66.7%	2nd Half		3/4	75.0%	Game	7/10			70.0%

Free Throw Pts	Rus	Hig	3Pt Points	Rus	Hig	Pts/Possession	Rus	Hig
Pts off Turnovers	11	7	2nd Chance Points	6	12	0.76	0.63	
Total Rebounds	27	9	Team Rebounds	9	5	2	0	
Off Rebound %	31	30	Def Rebound %	3	3	2	2	
Technical Fouls	39.5	30.4		59.6	60.5	50.8	49.2	
Officials	Rus	Hig						
	Victor Montgomery,	Scott Bottoms,	Rick Chasteen					

	Qtr 1	Qtr 2	Qtr 3	Qtr 4	OT 1	OT 2	OT 3	OT 4	Total
Russellville Panthers	18	6	14	21	0	0	0	0	59
Highlands Bluebirds	12	12	13	8	0	0	0	0	45

KHSAA Basketball - Play by Play Report - Period: 1 (pg 1)
Highlands Bluebirds vs. Russellville Panthers
Date: 03/14/2001 Time: 1:00 pm Site: KHSAA Boys' Sweet 16-Rupp Arena Attendance:

##	Name	Action	Action	Score	Clock	Diff	##	Name	Action	Action	
5	M Rider	Start Game			1	7:59	21	M Hampton	Start Game		
12	C Forbes	Start Game			1	7:38	22	N Thompson	Start Game		
32	D Moeves	Start Game			1	7:37	30	T Dickerson	Start Game		
40	G Guidugli	Start Game			1	7:33	33	R Dickerson	Start Game		
45	R Neltner	Start Game			1	7:33	34	T Todd	Start Game		
45	R Neltner	Jump Ball Win			1	7:33	30	T Dickerson	Jump Ball Loss		
45	R Neltner	FG Attempt	45 R Neltner Off Reb		1	7:33					
45	R Neltner	Putback Att	45 R Neltner Off Reb		1	7:33					
45	R Neltner	FT Attempt	Bluebirds Deadball Reb	1-0	1	7:33					
45	R Neltner	FT Made		1-2	1	7:11	+1	30	T Dickerson	FG Made	22 N Thompson Assist
5	M Rider	Turnover	(Violation)		1	7:00	-1 (L1)				
					1	6:46		33	R Dickerson	3Pt Attempt	21 M Hampton Off Reb
45	R Neltner	Steal			1	6:39		21	M Hampton	Turnover	(Bad Pass)
12	C Forbes	FG Attempt			1	6:37		Panthers	Def Rebound	(Dead Ball Reb)	
45	R Neltner	Personal Foul			1	6:34					
					1	6:34					
					1	6:20		33	R Dickerson	3Pt Attempt	21 M Hampton Off Reb
12	C Forbes	3Pt Attempt		1-4	1	6:19	-3	21	M Hampton	Putback Made	
40	G Guidugli	Personal Foul			1	5:52		Panthers	Def Rebound	(Dead Ball Reb)	
					1	5:51					
12	C Forbes	Block	40 G Guidugli Def Reb		1	5:38		30	T Dickerson	FG Attempt	33 R Dickerson Off Reb
45	R Neltner	Turnover			1	5:37		33	R Dickerson	Putback Att	
					1	5:24					
					1	5:23		34	T Todd	Steal	
Bluebirds		20 Sec Time Out		1-6	1	5:15	-5	21	M Hampton	FG Made	
40	G Guidugli	FG Made	32 D Moeves Assist	3-6	1	5:12					
12	C Forbes	Def Rebound			1	4:46	-3	30	T Dickerson	3Pt Attempt	
40	G Guidugli	FG Made	5 M Rider Assist	5-6	1	4:25					
					1	4:11	-1	34	T Todd	Turnover	(Traveling)
					1	3:55		30	T Dickerson	Personal Foul	
					1	3:35					
5	M Rider	3Pt Attempt	32 D Moeves Off Reb	7-6	1	3:30	+1 (L2)				
32	D Moeves	Putback Made			1	3:27		22	N Thompson	FG Attempt	33 R Dickerson Off Reb
					1	2:49		33	R Dickerson	Putback Made	
45	R Neltner	Turnover	(Traveling)	7-8	1	2:47	-1 (L3)				
					1	2:33					
					1	2:33					
					1	1:57		30	T Dickerson	FG Attempt	22 N Thompson Off Reb
45	R Neltner	FG Attempt		7-10	1	1:55	-3	22	N Thompson	Putback Made	
					1	1:34		33	R Dickerson	Def Rebound	
					1	1:25		22	N Thompson	FG Attempt	34 T Todd Off Reb
					1	1:25	-5	34	T Todd	FG Made	
5	M Rider	Personal Foul		7-13	1	1:25	-6	34	T Todd	FT Made	
12	C Forbes	FG Made		9-13	1	1:22	-4				
40	G Guidugli	Def Rebound			1	0:57		21	M Hampton	Layup Att	
40	G Guidugli	Turnover	(Bad Pass)		1	0:54					
					1	0:47	-7	33	R Dickerson	3Pt Made	
12	C Forbes	3Pt Made	5 M Rider Assist	9-16	1	0:22	-4				
				12-18	1	0:22	-4				
				12-18	1	0:03	-6	21	M Hampton	FG Made	

End of Period Summary Bluebirds 12 Panthers 18

Largest Lead: Bluebirds 9 Panthers 16 (7 pts)
Lead in Period: Bluebirds 9 Panthers 16 (7 pts)
4 for 7 oppo pts
3 for 3 pts
5/11 for 45.5 %
1/2 for 50.0 %

Turnovers
2nd Chances
Field Goals
Free Throws

Lead Changes: 3 Ties: 0
Lead Changes: 3 Ties: 0 (this period)
2 for 2 oppo pts
6 for 9 pts
8/17 for 47.1 %
1/1 for 100 %

KHSAA Basketball - Play by Play Report - Period: 2 (pg 1)
Highlands Bluebirds vs. Russellville Panthers
Date: 03/14/2001 Time: 1:00 pm Site: KHSAA Boys' Sweet 16-Rupp Arena Attendance:

##	Name	Action	Action	Score	Clock	Diff	##	Name	Action	Action
45 R	Neltner	FG Attempt	45 R Neltner Off Reb	12-20	2 8:00	-8	21 M	Hampton	FG Made	
45 R	Neltner	Turnover	(Fumble)		2 7:40					
					2 7:34					
					2 7:32		21 M	Hampton	Steal	
					2 7:31		21 M	Hampton	Turnover	(Bad Pass)
45 R	Neltner	FG Made	5 M Rider Assist	14-20	2 7:27	-6	22 N	Thompson	3Pt Attempt	
32 D	Moeves	Def Rebound			2 6:33					
12 C	Forbes	Turnover	(Bad Pass)		2 6:20					
					2 6:01	-8	30 T	Dickerson	FG Made	21 M Hampton Assist
32 D	Moeves	3Pt Attempt		14-22	2 5:41		30 T	Dickerson	Def Rebound	
45 R	Neltner	Def Rebound			2 5:32		22 N	Thompson	3Pt Attempt	
					2 5:22		30 T	Dickerson	Personal Foul	
					2 5:22		31 A	Bigbee	Enter Game	for 30 T Dickerson
					2 5:22		12 A	Evans	Enter Game	for 22 N Thompson
12 C	Forbes	3Pt Made	5 M Rider Assist	17-22	2 5:17	-5	21 M	Hampton	Turnover	
					2 4:53					
45 R	Neltner	Steal			2 4:53					
32 D	Moeves	FG Made	5 M Rider Assist	19-22	2 4:34	-3				
					2 4:15	-5	31 A	Bigbee	FG Made	33 R Dickerson Assist
40 G	Guidugli	Turnover		19-24	2 3:52					
					2 3:51		34 T	Todd	Steal	
32 D	Moeves	Personal Foul			2 3:51					
14 K	Gilles	Enter Game	for 32 D Moeves		2 3:51		22 N	Thompson	Enter Game	for 12 A Evans
					2 3:43		33 R	Dickerson	FG Attempt	
40 G	Guidugli	Block	12 C Forbes Def Reb		2 3:28		31 A	Bigbee	Block	
45 R	Neltner	FG Attempt	12 C Forbes Off Reb		2 3:22	-4	31 A	Bigbee	Personal Foul	
45 R	Neltner	FT Made		20-24	2 3:22	-3				
45 R	Neltner	Block		21-24	2 3:17		21 M	Hampton	FG Attempt	Panthers Off Reb
					2 3:16		30 T	Dickerson	Enter Game	for 31 A Bigbee
					2 3:11		34 T	Todd	FG Attempt	33 R Dickerson Off Reb
40 G	Guidugli	Block			2 2:52		30 T	Dickerson	FG Attempt	30 T Dickerson Off Reb
45 R	Neltner	Block	12 C Forbes Def Reb		2 2:49		30 T	Dickerson	Putback Att	
12 C	Forbes	3Pt Attempt			2 2:40		34 T	Todd	Def Rebound	
45 R	Neltner	Def Rebound			2 2:28		30 T	Dickerson	3Pt Attempt	
					2 2:22					
22 K	Miller	Enter Game	for 45 R Neltner		2 2:22					
					2 2:10		31 A	Bigbee	Enter Game	for 30 T Dickerson
					2 2:10		22 N	Thompson	Personal Foul	
32 D	Moeves	Enter Game	for 14 K Gilles		2 2:10					
40 G	Guidugli	FT Made		22-24	2 2:10	-2				
40 G	Guidugli	FT Made		23-24	2 2:10	-1				
5 M	Rider	Def Rebound			2 2:05		21 M	Hampton	FG Attempt	
40 G	Guidugli	FG Attempt			2 1:49		21 M	Hampton	Def Rebound	
12 C	Forbes	Def Rebound			2 1:39		31 A	Bigbee	FG Attempt	
12 C	Forbes	FG Attempt			2 1:18		33 R	Dickerson	Def Rebound	
					2 0:58		22 N	Thompson	FG Attempt	22 N Thompson Off Reb
40 G	Guidugli	Def Rebound			2 0:56		22 N	Thompson	Putback Att	
40 G	Guidugli	Layup Made	5 M Rider Assist	25-24	2 0:39	+1 (L4)				
					2 0:02		22 N	Thompson	FG Attempt	21 M Hampton Off Reb
					2 0:00		21 M	Hampton	Putback Att	22 N Thompson Off Reb
					2 0:00		22 N	Thompson	Putback Att	Panthers Off Reb
Bluebirds		Def Rebound			2 0:00		21 M	Hampton	FG Attempt	

End of Period Summary Bluebirds 25 Panthers 24

Largest Lead: Bluebirds 12 Panthers 20 (8 pts)
Lead in Period: Bluebirds 12 Panthers 20 (8 pts)

3 for 2 oppo pts
2 for 2 pts
4/10 for 40.0 %
4/4 for 100 %

Turnovers
2nd Chances
Field Goals
Free Throws

Lead Changes: 4 Ties: 0
Lead Changes: 1 Ties: 0 (this period)
2 for 4 oppo pts
7 for 0 pts
3/19 for 15.8 %
0/0 for 0.00 %

OFFICIAL NCAA BASKETBALL BOX SCORE
Russellville Panthers vs Highlands Bluebirds

03/14/2001 1:00 pm
1st Half Box Score

Arena KHSAA Boys' Sweet 16
City,State Rupp Arena

No.	Russellville Panthers	Total FG		3-point		FT	FTA	Rebounds			F	TP	A	TO	BLK	STL	MIN
		FG	FGA	FG	FGA			Off	Def	Tot							
21	* Maurice Hampton	4	9	0	0	0	0	3	1	4	0	8	1	3	0	1	16:00
22	* Nathan Thompson	1	9	0	2	0	0	3	0	3	1	2	1	0	0	0	14:29
30	* Teco Dickerson	2	8	0	2	0	0	1	1	2	2	4	0	0	0	0	11:32
33	* Roland Dickerson	2	6	1	3	0	0	3	2	5	0	5	1	0	0	0	16:00
34	* Tyree Todd	1	2	0	0	1	1	1	1	2	1	3	0	1	0	2	16:00
4	Khary Neblett	0	0	0	0	0	0	0	0	0	0	0	0	0	0	0	DNP
10	Damien Terry	0	0	0	0	0	0	0	0	0	0	0	0	0	0	0	DNP
11	David Dickerson	0	0	0	0	0	0	0	0	0	0	0	0	0	0	0	DNP
12	Aundre' Evans	0	0	0	0	0	0	0	0	0	0	0	0	0	0	0	1:31
13	Kwesi Neblett	0	0	0	0	0	0	0	0	0	0	0	0	0	0	0	DNP
20	Jeron Smith	0	0	0	0	0	0	0	0	0	0	0	0	0	0	0	DNP
23	Justin Taylor	0	0	0	0	0	0	0	0	0	0	0	0	0	0	0	DNP
25	Wun Kennedy	0	0	0	0	0	0	0	0	0	0	0	0	0	0	0	DNP
31	Adrian Bigbee	1	2	0	0	0	0	0	0	0	1	2	0	0	1	0	4:28
32	John Gonzales	0	0	0	0	0	0	0	0	0	0	0	0	0	0	0	DNP
Team (Included in Totals)								2	0	2							
Totals		11	36	1	7	1	1	13	5	18	5	24	3	4	1	3	80
Total FG%: 1st half		11 - 36 (30.6%)		2nd half		0 - 0 (0.00%)		Game		11 - 36 (30.6%)		Deadball rebounds					
3Pt FG%: 1st half		1 - 7 (14.3%)		2nd half		0 - 0 (0.00%)		Game		1 - 7 (14.3%)		2					
FT%: 1st half		1 - 1 (100%)		2nd half		0 - 0 (0.00%)		Game		1 - 1 (100%)							

No.	Highlands Bluebirds	Total FG		3-point		FT	FTA	Rebounds			F	TP	A	TO	BLK	STL	MIN
		FG	FGA	FG	FGA			Off	Def	Tot							
5	* Mylor Rider	0	1	0	1	0	0	0	1	1	1	0	6	1	0	0	16:00
12	* Craig Forbes	3	7	2	4	0	0	1	4	5	0	8	0	1	1	0	16:00
32	* Derrick Moeves	2	3	0	1	0	0	1	1	2	1	4	1	0	0	0	14:19
40	* Gino Guidugli	3	4	0	0	1	2	0	3	3	1	7	0	2	2	0	16:00
45	* Ross Neltner	1	6	0	0	3	4	3	2	5	1	5	0	3	2	2	13:38
3	Kyle Hardin	0	0	0	0	0	0	0	0	0	0	0	0	0	0	0	DNP
4	Jerry Scarlato	0	0	0	0	0	0	0	0	0	0	0	0	0	0	0	DNP
10	Joe Walker	0	0	0	0	0	0	0	0	0	0	0	0	0	0	0	DNP
11	Josh Jager	0	0	0	0	0	0	0	0	0	0	0	0	0	0	0	DNP
14	Kevin Gilles	0	0	0	0	0	0	0	0	0	0	0	0	0	0	0	1:41
20	Jonathan Klingenberg	0	0	0	0	0	0	0	0	0	0	0	0	0	0	0	DNP
21	Sam Witte	0	0	0	0	0	0	0	0	0	0	0	0	0	0	0	DNP
22	Kevin Miller	0	0	0	0	0	0	0	0	0	0	0	0	0	0	0	2:22
24	Jeff Guidugli	0	0	0	0	0	0	0	0	0	0	0	0	0	0	0	DNP
25	Scott Liggett	0	0	0	0	0	0	0	0	0	0	0	0	0	0	0	DNP
Team (Included in Totals)								0	1	1							
Totals		9	21	2	6	4	6	5	12	17	4	24	7	7	5	2	80
Total FG%: 1st half		9 - 21 (42.9%)		2nd half		0 - 0 (0.00%)		Game		9 - 21 (42.9%)		Deadball rebounds					
3Pt FG%: 1st half		2 - 6 (33.3%)		2nd half		0 - 0 (0.00%)		Game		2 - 6 (33.3%)		2					
FT%: 1st half		4 - 6 (66.7%)		2nd half		0 - 0 (0.00%)		Game		4 - 6 (66.7%)							

Technical Fouls: None
Attendance: Unknown
Officials: Victor Montgomery, Scott Bottoms, Rick Chasteen

Score by Period	1st H	2nd H	Final	Record	Overall	Conf
Highlands Bluebirds	24	0	24	Bluebirds	22-8	
Russellville Panthers	24	0	24	Panthers	22-7	

Points off Turnovers	Bluebirds 6	Panthers 9	Second Effort Points	Bluebirds 5	Panthers 9	Bench Points	Bluebirds 0	Panthers 2
Points in the Paint	Bluebirds 10	Panthers 16	3 Point Points	Bluebirds 6	Panthers 3	Free Throw Points	Bluebirds 4	Panthers 1
Largest Lead	Bluebirds 12	Panthers 20 (8 pts)	Lead Changes	Bluebirds 3	Panthers 3	Number of Ties	Bluebirds 1	Panthers 1

KHSAA Basketball - Play by Play Report - Period: 3 (pg 1)
Highlands Bluebirds vs. Russellville Panthers
Date: 03/14/2001 Time: 1:00 pm Site: KHSAA Boys' Sweet 16-Rupp Arena Attendance:

##	Name	Action	Action	Score	Clock	Diff	##	Name	Action	Action
					3 8:00		21	M Hampton	Leave Game	
					3 8:00		22	N Thompson	Leave Game	
					3 8:00		33	R Dickerson	Leave Game	
					3 8:00		34	T Todd	Leave Game	
					3 8:00		31	A Bigbee	Leave Game	
5	M Rider	Leave Game			3 8:00					
12	C Forbes	Leave Game			3 8:00					
32	D Moeves	Leave Game			3 8:00					
40	G Guidugli	Leave Game			3 8:00					
5	M Rider	Enter Game	for 22 K Miller		3 8:00					
12	C Forbes	Enter game			3 8:00					
32	D Moeves	Enter game			3 8:00					
40	G Guidugli	Enter game			3 8:00					
3	K Hardin	Enter game	for 3 K Hardin		3 8:00					
45	R Neltner	Enter game			3 8:00					
					3 8:00		21	M Hampton	Enter game	
					3 8:00		22	N Thompson	Enter game	
					3 8:00		30	T Dickerson	Enter game	
					3 8:00		33	R Dickerson	Enter game	
					3 8:00		34	T Todd	Enter game	
					3 7:41		21	M Hampton	FG Attempt	
32	D Moeves	Def Rebound			3 7:20	+3 (L4)				
12	C Forbes	3Pt Made	32 D Moeves Assist	27-24	3 7:01	+2	34	T Todd	FT Made	
12	C Forbes	Personal Foul		27-25	3 7:01		34	T Todd	FT Attempt	
45	R Neltner	Def Rebound			3 6:59					
45	R Neltner	Turnover			3 6:59		12	A Evans	Enter Game	for 22 N Thompson
					3 6:54	(T2)	21	M Hampton	FG Made	
32	D Moeves	3Pt Attempt			3 6:35		12	A Evans	Def Rebound	
					3 6:27	-2 (L5)	21	M Hampton	Layup Made	
40	G Guidugli	FG Made	5 M Rider Assist	27-29	3 5:46	(T3)				
					3 5:24					
45	R Neltner	Block	45 R Neltner Def Reb		3 5:07					
40	G Guidugli	Layup Made	5 M Rider Assist	31-29	3 4:55	+2 (L6)				
40	G Guidugli	Def Rebound			3 4:19		12	A Evans	3Pt Attempt	
					3 4:07		34	T Todd	Personal Foul	
					3 4:07		22	N Thompson	Enter Game	for 12 A Evans
32	D Moeves	Turnover	(Bad Pass)		3 4:05					
					3 4:03	(T4)	30	T Dickerson	Layup Made	
5	M Rider	Personal Foul			3 4:03	-1 (L7)	30	T Dickerson	FT Made	
					3 3:52		21	M Hampton	Personal Foul	
45	R Neltner	FG Attempt	Bluebirds Off Reb		3 3:37					
45	R Neltner	FG Made	40 G Guidugli Assist	33-32	3 3:23	+1 (L8)				
					3 3:05	-1 (L9)	22	N Thompson	FG Made	33 R Dickerson Assist
5	M Rider	3Pt Made	32 D Moeves Assist	36-34	3 2:46	+2 (L10)				
45	R Neltner	Block			3 2:23		22	N Thompson	FG Attempt	Panthers Off Reb
					3 2:23					
					3 2:05	(T5)	30	T Dickerson	FG Made	
12	C Forbes	3Pt Attempt			3 1:27		30	T Dickerson	Def Rebound	
					3 1:17		34	T Todd	Turnover	(Fumble)
40	G Guidugli	FT Made			3 0:56	+1	22	N Thompson	Personal Foul	
40	G Guidugli	FT Attempt			3 0:56		30	T Dickerson	Def Rebound	
					3 0:50		21	M Hampton	Layup Att	30 T Dickerson Off Reb
40	G Guidugli	Def Rebound			3 0:48		30	T Dickerson	Putback Att	
40	G Guidugli	Turnover	(Bad Pass)		3 0:42					
					3 0:36	-1 (L11)	30	T Dickerson	Layup Made	
5	M Rider	3Pt Attempt			3 0:03		21	M Hampton	Def Rebound	

End of Period Summary Bluebirds 37 Panthers 38

Largest Lead: Bluebirds 12 Panthers 20 (8 pts)
Lead in Period: Bluebirds 27 Panthers 24 (3 pts)
3 for 7 oppo pts
1 for 0 pts
5/9 for 55.6 %
1/2 for 50.0 %

Turnovers
2nd Chances
Field Goals
Free Throws

Lead Changes: 11 Ties: 5
Lead Changes: 7 Ties: 4 (this period)
1 for 1 oppo pts
2 for 0 pts
6/12 for 50.0 %
2/3 for 66.7 %

KHSAA Basketball - Play by Play Report - Period: 4 (pg 1)
Highlands Bluebirds vs. Russellville Panthers
 Date: 03/14/2001 Time: 1:00 pm Site: KHSAA Boys' Sweet 16-Rupp Arena Attendance:

#	Name	Action	Action	Score	Clock	Diff	#	Name	Action	Action
45 R	Neltner	Turnover	(Bad Pass)	37-41	4 7:49		21 M	Hampton	3Pt Made	33 R Dickerson Assist
14 K	Gilles	Enter Game	for 32 D Moeves		4 7:37		21 M	Hampton	Def Rebound	
45 R	Neltner	FG Attempt			4 6:57		21 M	Hampton		
45 R	Neltner	Personal Foul			4 6:45					
32 D	Moeves	Enter Game	for 45 R Neltner		4 6:45		21 M	Hampton	Turnover	(Bad Pass)
5 M	Rider	Turnover	(Violation)	37-43	4 6:34		30 T	Dickerson	FG Made	
14 K	Gilles	3Pt Attempt			4 6:13	-6	33 R	Dickerson	Def Rebound	
40 G	Guidugli	Personal Foul			4 5:50					
Bluebirds		20 Sec Time Out			4 5:49					
45 R	Neltner	Enter Game	for 14 K Gilles		4 5:49		30 T	Dickerson	Layup Made	21 M Hampton Assist
40 G	Guidugli	FG Made	5 M Rider Assist	37-45	4 5:15	-8	33 R	Dickerson	FG Attempt	
45 R	Neltner	Block	5 M Rider Def Reb	39-45	4 4:50	-6				
5 M	Rider	Turnover			4 4:38		21 M	Hampton	Steal	
Bluebirds		Turnover			4 4:37		21 M	Hampton	Time Out	
32 D	Moeves	Personal Foul			4 4:34		21 M	Hampton	20 Sec Time Out	
					4 4:26		21 M	Hampton	Layup Made	33 R Dickerson Assist
5 M	Rider	Turnover	(Bad Pass)	39-47	4 4:23	-8	21 M	Hampton	Layup Made	
					4 4:08		30 T	Dickerson	Steal	
					4 3:51		30 T	Dickerson	Layup Made	
40 G	Guidugli	3Pt Attempt		39-49	4 3:48	-10	21 M	Hampton	Def Rebound	
5 M	Rider	Personal Foul			4 3:47					
14 K	Gilles	Enter Game	for 32 D Moeves		4 3:24					
45 R	Neltner	Def Rebound			4 3:24		21 M	Hampton	Layup Att	
12 C	Forbes	3Pt Attempt			4 3:09		34 T	Todd	Def Rebound	
45 R	Neltner	Personal Foul			4 3:00					
32 D	Moeves	Enter Game	for 5 M Rider	39-50	4 2:56	-11	34 T	Todd	Def Rebound	
45 R	Neltner	Def Rebound			4 2:52		34 T	Todd	FT Made	
45 R	Neltner	Turnover	(Bad Pass)		4 2:52		34 T	Todd	FT Attempt	
14 K	Gilles	Personal Foul			4 2:47					
5 M	Rider	Enter Game	for 45 R Neltner		4 2:44					
					4 2:44		22 N	Thompson	FT Made	
40 G	Guidugli	FG Attempt		39-51	4 2:44	-12	22 N	Thompson	FT Made	
					4 2:44		33 R	Dickerson	Def Rebound	
40 G	Guidugli	Steal		39-52	4 2:33	-13	33 R	Dickerson	Turnover	(Bad Pass)
					4 2:20		33 R	Dickerson		
					4 2:20		30 T	Dickerson	Personal Foul	
					4 2:18		34 T	Todd	Personal Foul	
40 G	Guidugli	FG Attempt	Bluebirds Off Reb		4 2:08					
12 C	Forbes	FG Made		41-52	4 1:55	-11				
Bluebirds		Time Out			4 1:49					
45 R	Neltner	Enter Game	for 14 K Gilles		4 1:46					
45 R	Neltner	Personal Foul			4 1:46					
14 K	Gilles	Enter Game	for 45 R Neltner		4 1:37		21 M	Hampton	FT Made	
					4 1:37		21 M	Hampton	FT Made	
40 G	Guidugli	FG Made		41-53	4 1:37	-12				
Bluebirds		Time Out		41-54	4 1:37	-13				
45 R	Neltner	Enter Game	for 14 K Gilles	45-54	4 1:20	-11				
					4 1:19					
40 G	Guidugli	FT Made		43-56	4 1:08	-13	22 N	Thompson	FG Made	30 T Dickerson Assist
40 G	Guidugli	FT Made		44-56	4 1:00	-12	34 T	Todd	Personal Foul	
40 G	Guidugli	Personal Foul		45-56	4 1:00	-11				
45 R	Neltner	Def Rebound		45-57	4 0:59	-12	34 T	Todd	FT Made	
32 D	Moeves	FG Attempt			4 0:59		34 T	Todd	FT Attempt	
12 C	Forbes	Personal Foul			4 0:45		22 N	Thompson	Def Rebound	
5 M	Rider	Leave Game			4 0:43					
12 C	Forbes	Leave Game			4 0:43					
32 D	Moeves	Leave Game			4 0:43					
40 G	Guidugli	Leave Game			4 0:43					
14 K	Gilles	Enter Game	for 45 R Neltner		4 0:43					
20 J	Klingenberg	Enter game			4 0:43					
22 K	Miller	Enter game			4 0:43					
24 J	Guidugli	Enter game			4 0:43					
25 S	Liggett	Enter game			4 0:43					
				45-58	4 0:43	-13	22 N	Thompson	FT Made	
				45-59	4 0:43	-14	22 N	Thompson	FT Made	
					4 0:43		4 K	Neblett	Enter Game	for 22 N Thompson
					4 0:43		30 T	Dickerson	Leave Game	
					4 0:43		12 A	Evans	Enter Game	for 33 R Dickerson
					4 0:43					
					4 0:43		31 A	Bigbee	Enter game	for 21 M Hampton
					4 0:43		11 D	Dickerson	Enter game	
22 K	Miller	Turnover	(Fumble)		4 0:28					
22 K	Miller	Def Rebound			4 0:22		12 A	Evans	Layup Att	
20 J	Klingenberg	3Pt Attempt			4 0:11		34 T	Todd	Def Rebound	
20 J	Klingenberg	Def Rebound			4 0:03		12 A	Evans	3Pt Attempt	

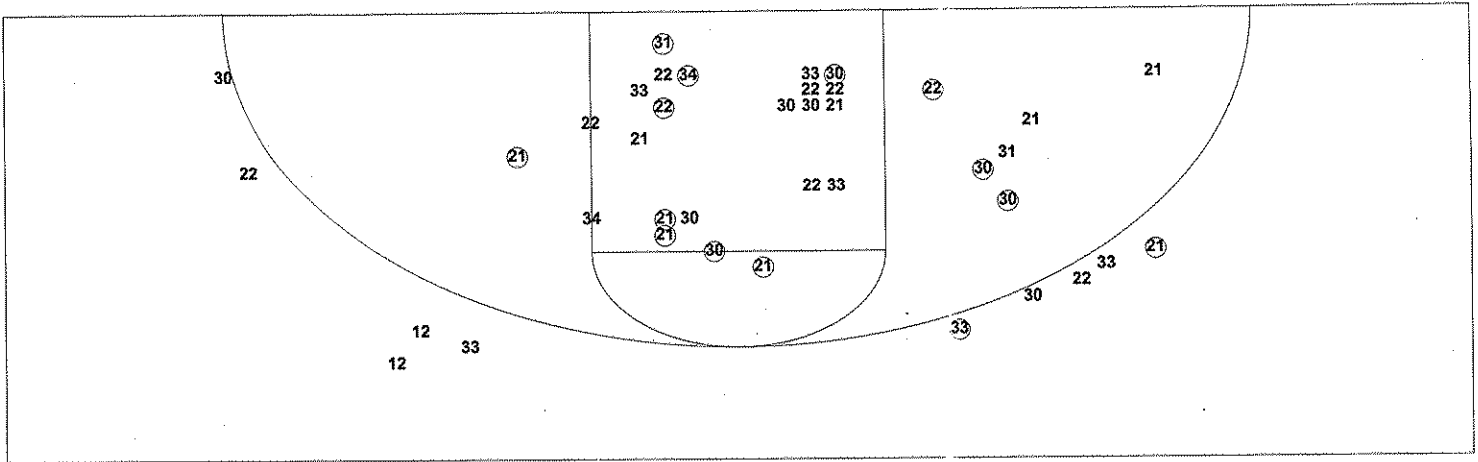
End of Period Summary Bluebirds 45 Panthers 59

Largest Lead: Bluebirds 45 Panthers 59 (14 pts)
Lead in Period: Bluebirds 45 Panthers 59 (14 pts)
7 for 11 oppo pts
1 for 0 pts
3/11 for 27.3 %
2/2 for 100 %

Turnovers
2nd Chances
Field Goals
Free Throws

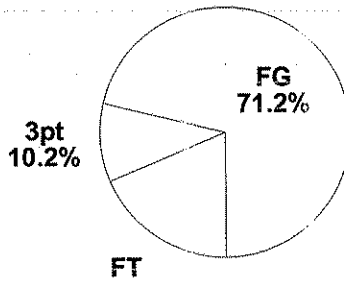
Lead Changes: 11 Ties: 5
Lead Changes: 0 Ties: 0 (this period)
2 for 2 oppo pts
0 for 0 pts
6/10 for 60.0 %
8/10 for 80.0 %

KHSAA Basketball - TEAM SHOT CHART for the Panthers
Highlands Bluebirds vs. Russellville Panthers
DATE: 03/14/2001 TIME: 1:00 pm SITE: KHSAA Boys' Sweet 16-Rupp Arena

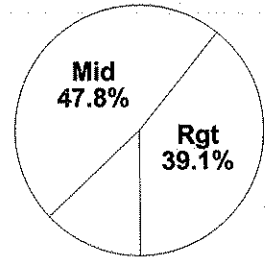


Shot Summary	M/A	%	PTS
3Pt FG	2/10	20.0%	6
2Pt FG	21/48	43.8%	42
Layups - L	2/4	50.0%	4
Layups - R	4/6	66.7%	8
Dunks	0/0	0.0%	0
Putbacks	3/9	33.3%	6
Overall Shooting	23/58	39.7%	48
Free Throws	11/14	78.6%	11
Total Points			59

Scoring Distribution




Scoring Locations

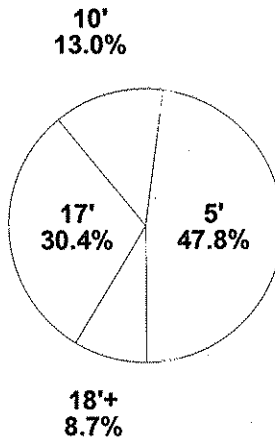


By Period	FG	FGA	FG%	3Pt	3PA	3P%	FT	FTA	FT%	PTS	ORB	DRB	TR	PF	AST	TO	BS	13.9%	P/S
1st Period	8	17	47.1	1	4	25.0	1	1	100	18	6	1	7	2	1	2	0	1	1.06
2nd Period	3	19	15.8	0	3	0.00	0	0	0.00	6	7	4	11	3	2	2	1	2	0.32
3rd Period	6	12	50.0	0	1	0.00	2	3	66.7	14	2	4	6	3	1	1	0	0	1.08
4th Period	6	10	60.0	1	2	50.0	8	10	80.0	21	0	7	7	3	4	2	0	2	1.40
Game	23	58	39.7	2	10	20.0	11	14	78.6	59	15	16	31	11	8	7	1	5	0.91

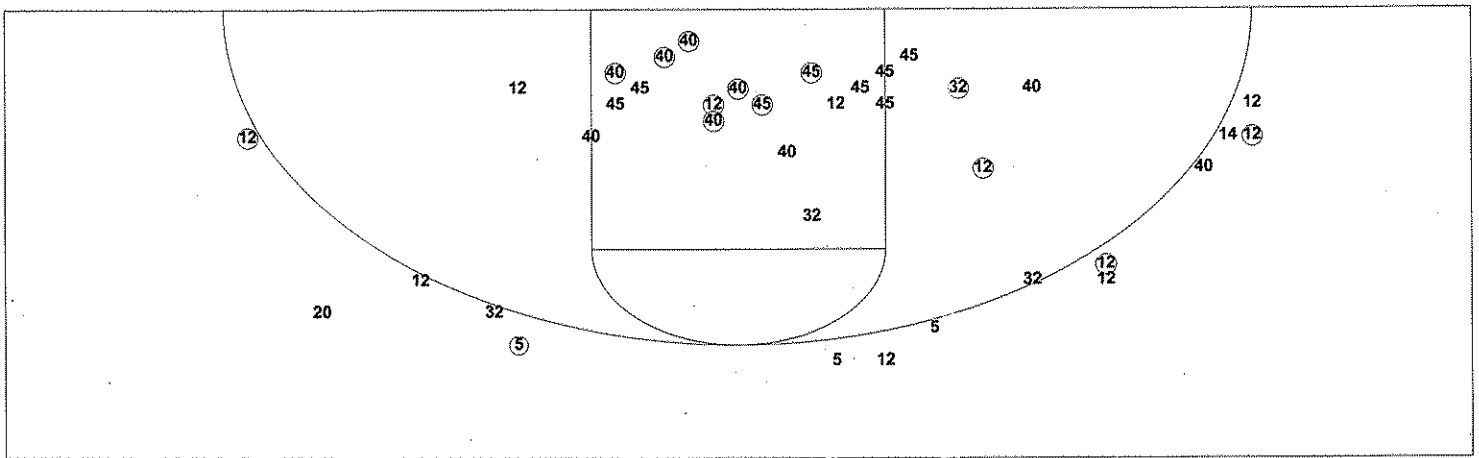
Scoring Breakdown



Scoring Range

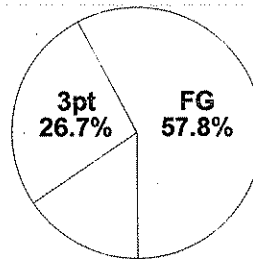


KHSAA Basketball - TEAM SHOT CHART for the Bluebirds
Highlands Bluebirds vs. Russellville Panthers
DATE: 03/14/2001 TIME: 1:00 pm SITE: KHSAA Boys' Sweet 16-Rupp Arena

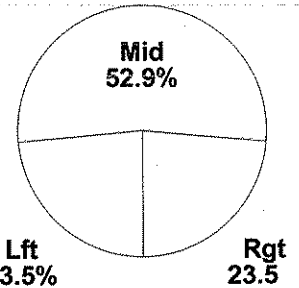


Shot Summary	M/A	%	PTS
3Pt FG	4/15	26.7%	12
2Pt FG	13/26	50.0%	26
Layups - L	2/2	100.0%	4
Layups - R	0/0	0.0%	0
Dunks	0/0	0.0%	0
Putbacks	1/2	50.0%	2
Overall Shooting	17/41	41.5%	38
Free Throws	7/10	70.0%	7
Total Points			45

Scoring Distribution




Scoring Locations

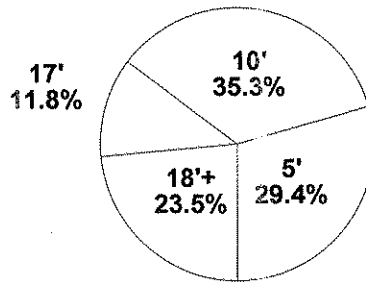


By Period	FG	FGA	FG%	3Pt	3PA	3P%	FT	FTA	FT%	PTS	ORB	DRB	TR	PF	AST	TO	BS	ST	P/S
1st Period	5	11	45.5	1	3	33.3	1	2	50.0	12	3	3	6	3	3	4	1	1	1.00
2nd Period	4	10	40.0	1	3	33.3	3	4	75.0	12	2	9	11	1	4	3	4	1	1.00
3rd Period	5	9	55.6	2	5	40.0	1	2	50.0	13	1	5	6	2	5	3	2	0	1.30
4th Period	3	11	27.3	0	4	0.00	2	2	100	8	1	6	7	9	1	7	1	1	0.67
Game	17	41	41.5	4	15	26.7	7	10	70.0	45	7	23	30	15	13	17	8	3	0.98

Scoring Breakdown



Scoring Range



KHSAA Basketball - Play by Play Report - Period: 4 (pg 1)
Highlands Bluebirds vs. Russellville Panthers
Date: 03/14/2001 Time: 1:00 pm Site: KHSAA Boys' Sweet 16-Rupp Arena Attendance:

## Name	Action	Action	Score	Clock	Diff	## Name	Action	Action
45 R Neltner	Turnover	(Bad Pass)		4 7:49				
14 K Gilles	Enter Game	for 32 D Moeves	37-41	4 7:37				
				4 7:29	-4	21 M Hampton	3Pt Made	33 R Dickerson Assist
45 R Neltner	FG Attempt			4 6:57		21 M Hampton	Def Rebound	
45 R Neltner	Personal Foul			4 6:45				
32 D Moeves	Enter Game	for 45 R Neltner		4 6:45				
				4 6:34		21 M Hampton	Turnover	(Bad Pass)
5 M Rider	Turnover	(Violation)	37-43	4 6:34				
				4 6:13	-6	30 T Dickerson	FG Made	
14 K Gilles	3Pt Attempt			4 5:50		33 R Dickerson	Def Rebound	
40 C Guidugli	Personal Foul			4 5:49				
Bluebirds	20 Sec Time Out			4 5:49				
45 R Neltner	Enter Game	for 14 K Gilles		4 5:49				
				4 5:15	-8	30 T Dickerson	Layup Made	21 M Hampton Assist
40 G Guidugli	FG Made	5 M Rider Assist	37-45	4 5:15				
45 R Neltner	Block	5 M Rider Def Reb	39-45	4 5:07	-6			
5 M Rider	Turnover			4 4:50		33 R Dickerson	FG Attempt	
Bluebirds	Turnover			4 4:38				
				4 4:37		21 M Hampton	Steal	
				4 4:34		Panthers	Time Out	
32 D Moeves	Personal Foul			4 4:26				
				4 4:23		21 M Hampton	20 Sec Time Out	
				4 4:08	-8	21 M Hampton	Layup Made	33 R Dickerson Assist
5 M Rider	Turnover	(Bad Pass)	39-47	4 4:08				
				4 3:51				
				4 3:48		30 T Dickerson	Steal	
				4 3:47	-10	30 T Dickerson	Layup Made	
40 G Guidugli	3Pt Attempt		39-49	4 3:24		21 M Hampton	Def Rebound	
5 M Rider	Personal Foul			4 3:24				
14 K Gilles	Enter Game	for 32 D Moeves		4 3:24				
45 R Neltner	Def Rebound			4 3:09		21 M Hampton	Layup Att	
				4 3:00				
				4 2:56		34 T Todd	Def Rebound	
12 C Forbes	3Pt Attempt			4 2:52				
45 R Neltner	Personal Foul			4 2:52				
32 D Moeves	Enter Game	for 5 M Rider	39-50	4 2:52	-11	34 T Todd	FT Made	
				4 2:52		34 T Todd	FT Attempt	
45 R Neltner	Def Rebound			4 2:47				
45 R Neltner	Turnover	(Bad Pass)		4 2:44				
14 K Gilles	Personal Foul			4 2:44				
5 M Rider	Enter Game	for 45 R Neltner	39-51	4 2:44	-12	22 N Thompson	FT Made	
				4 2:44	-13	22 N Thompson	FT Made	
40 G Guidugli	FG Attempt		39-52	4 2:33		33 R Dickerson	Def Rebound	
				4 2:20		33 R Dickerson	Turnover	(Bad Pass)
40 G Guidugli	Steal			4 2:20				
				4 2:18		30 T Dickerson	Personal Foul	
				4 2:08		34 T Todd	Personal Foul	
40 G Guidugli	FG Attempt	Bluebirds Off Reb	41-52	4 1:55				
12 C Forbes	FG Made			4 1:49	-11			
Bluebirds	Time Out			4 1:46				
45 R Neltner	Enter Game	for 14 K Gilles		4 1:46				
45 R Neltner	Personal Foul			4 1:37				
14 K Gilles	Enter Game	for 45 R Neltner	41-53	4 1:37	-12	21 M Hampton	FT Made	
				4 1:37	-13	21 M Hampton	FT Made	
40 G Guidugli	FG Made		41-54	4 1:20	-11			
Bluebirds	Time Out		43-54	4 1:20				
45 R Neltner	Enter Game	for 14 K Gilles		4 1:19				
				4 1:08	-13	22 N Thompson	FG Made	30 T Dickerson Assist
40 G Guidugli	FT Made		44-56	4 1:00	-12	34 T Todd	Personal Foul	
40 G Guidugli	FT Made		45-56	4 1:00	-11			
40 G Guidugli	Personal Foul		45-57	4 0:59	-12	34 T Todd	FT Made	
45 R Neltner	Def Rebound			4 0:59		34 T Todd	FT Attempt	
32 D Moeves	FG Attempt			4 0:45		22 N Thompson	Def Rebound	
12 C Forbes	Personal Foul			4 0:43				
5 M Rider	Leave Game			4 0:43				
12 C Forbes	Leave Game			4 0:43				
32 D Moeves	Leave Game			4 0:43				
40 G Guidugli	Leave Game			4 0:43				
14 K Gilles	Enter Game	for 45 R Neltner		4 0:43				
20 J Klingenberg	Enter game			4 0:43				
22 K Miller	Enter game			4 0:43				
24 J Guidugli	Enter game			4 0:43				
25 S Liggett	Enter game			4 0:43				
			45-58	4 0:43	-13	22 N Thompson	FT Made	
			45-59	4 0:43	-14	22 N Thompson	FT Made	
				4 0:43		4 K Neblett	Enter Game	for 22 N Thompson
				4 0:43		30 T Dickerson	Leave Game	
				4 0:43		12 A Evans	Enter Game	for 33 R Dickerson

KHSAA Basketball - Play by Play Report - Period: 4 (pg 2)
Highlands Bluebirds vs. Russellville Panthers
Date: 03/14/2001 Time: 1:00 pm Site: KHSAA Boys' Sweet 16-Rupp Arena Attendance:

## Name	Action	Action	Score	Clock	Diff	## Name	Action	Action
				4 0:43		31 A Bigbee	Enter game	for 21 M Hampton
				4 0:43		11 D Dickerson	Enter game	
22 K Miller	Turnover	(Fumble)		4 0:28				
22 K Miller	Def Rebound			4 0:22		12 A Evans	Layup Att	
20 J Klingenberg	3Pt Attempt			4 0:11		34 T Todd	Def Rebound	
20 J Klingenberg	Def Rebound			4 0:03		12 A Evans	3Pt Attempt	

End of Period Summary Bluebirds 45 Panthers 59

Largest Lead: Bluebirds 45 Panthers 59 (14 pts)
Lead in Period: Bluebirds 45 Panthers 59 (14 pts)
7 for 11 oppo pts
1 for 0 pts
3/11 for 27.3 %
2/2 for 100 %

Turnovers
2nd Chances
Field Goals
Free Throws

Lead Changes: 11 Ties: 5
Lead Changes: 0 Ties: 0 (this period)
2 for 2 oppo pts
0 for 0 pts
6/10 for 60.0 %
8/10 for 80.0 %